



# Forecast of wind power generation





## Overview

---

As a result of new solar projects coming on line this year, we forecast that U. solar power generation will grow 75% from 163 billion kilowatthours (kWh) in 2023 to 286 billion kWh in 2025. Covering a range of forecasting timeframes from monthly to multiyear projections, this paper highlights. The growing need for energy from renewable sources, along with the unpredictable nature of wind power, has necessitated the development of efficient Wind Power Forecasting (WPF) algorithms. This study addresses the pressing issue of enhancing WPF algorithms in response to the growing demand for. In our latest Short-Term Energy Outlook, we forecast that wind and solar energy will lead growth in U. You can view the current forecast as well as historical output up to 20 years in the past. [1] Forecast are usually expressed in terms of the available power of the wind farm, occasionally in units of energy [citation].



## Forecast of wind power generation



### [Enhanced wind power forecasting using machine learning, deep ...](#)

By directly addressing the forecasting challenges of wind energy, this study supports improved resource management, grid reliability, and operational planning.


### [Solar and wind to lead growth of U.S. power generation for the next ...](#)

As a result of new solar projects coming on line this year, we forecast that U.S. solar power generation will grow 75% from 163 billion kilowatthours (kWh) in 2023 to 286 billion kWh in ...



### [A review of short-term wind power generation forecasting methods in ...](#)

In order to mitigate this uncertainty, it is crucial to improve the accuracy of generation forecasting methods for wind energy. This review explores various wind power forecasting methods, ...

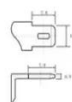
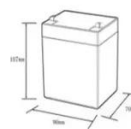


## Wind power forecasting

Wind power generation is directly linked to weather conditions and thus the first aspect of wind power forecasting is the prediction of future values of the necessary weather variables at the level of the ...



12.8V6Ah



Nominal voltage (V):12.8  
 Nominal capacity (Ah):6  
 Rated energy (Wh):76.8  
 Maximum charging voltage (V):14.6  
 Maximum charging current (A):5  
 Floating charge voltage (V):13.6-13.8  
 Maximum continuous discharge current (A):10  
 Maximum peak discharge current @10 seconds (A):20  
 Maximum load power (W):100  
 Discharge cut-off voltage (V):10.8  
 Charging temperature (°C):-50 +50  
 Discharge temperature (°C): -20 +60  
 Working humidity: <95% R.H (non condensing)  
 Number of cycles (25 °C, 0.5c, 100%doD): >2000  
 Cell combination mode: 32700-4s1p  
 Terminal specification: T2 (6.3mm)  
 Protection grade: IP65  
 Overall dimension (mm):50\*70\*107mm  
 Reference weight (kg):0.7  
 Certification: un38.3/msds



## How is Wind Power Forecasting Done? , OAK

Wind power forecasting is a critical aspect of energy management, designed to ensure a stable and sufficient energy supply. By predicting how much electricity wind turbines will generate, ...

### Advancements in wind power forecasting: A comprehensive review of

AI-based technologies, statistical methods, and physical methods may all be used to anticipate wind energy. Among the methods listed above, AI systems have the ability to self-adapt ...

Our Lifepo4 batteries can be connected in parallels and in series for larger capacity and voltage.



### Recent Advances in Long-Term Wind-Speed and -Power Forecasting ...


This comprehensive analysis aims to advance knowledge on wind forecasting, facilitate the efficient integration of wind power into global energy systems, and contribute to sustainable ...

## Professional Wind power production



## forecast

Choose your location on the map and fill out the form below to see a chart with wind power production for the chosen turbine model (this determines your capacity). You can view the current forecast as ...



### [Map: Projected Growth of the Wind Industry From Now Until 2050](#)

See the projected growth of the wind industry over the next 35 years. All units are in gigawatts (GW). Only states with total capacity over 0.1 GW are included per year. Find out more about the data by ...

### [Global Wind Energy Generation Trends and Projections: A ...](#)

This research presents a detailed evaluation of global wind power generation, employing cutting-edge machine learning methods to forecast future trends and capacities through 2050.





## Contact Us

---

For catalog requests, pricing, or partnerships, please visit:

<https://www.firmaskrzypek.pl>

Phone: +48 22 426 71 90

Email: [info@firmaskrzypek.pl](mailto:info@firmaskrzypek.pl)

Scan the QR code to access our WhatsApp.

